

Community Education in Health Aspects of Genetics/ A Capacity Building Project

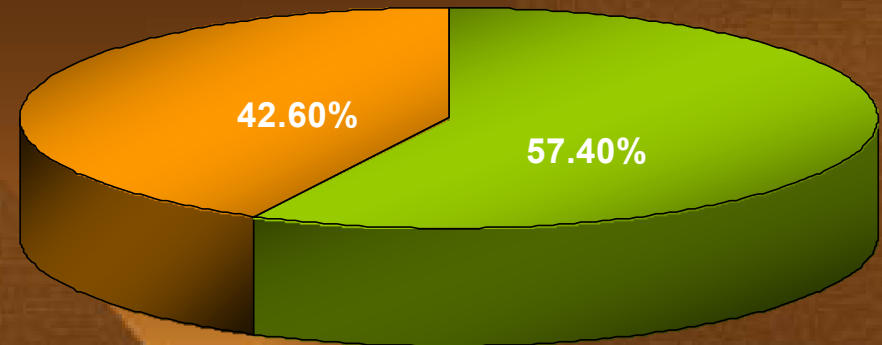


Randa Kamal A. Raouf

Prof. of Pediatrics – Institute of PGCS

Ain Shams University

Introduction



■ Rural ■ Urban

- ❖ Rural community represents 57.4%.
- ❖ Rural population: 45.17 million.
- ❖ Rural villages: 5633.

❖ Community health education → one aspect of rural development.

Goal

Genetic Health Education

Target: Rural Community

Sub-objectives:

- ❖ Study the current situation of rural community.
- ❖ Identify needs.
- ❖ Design health education messages.
- ❖ Educate and train COV to provide continuous health education.



Phases and Duration of the Project

(January 1st 2008 – Present)

Preparation Phase (Jan 1st – March 31st, 2008):

- ❖ Selection of the setting
- ❖ Selection of the target population
- ❖ Selection of health providers
- ❖ Gathering information on the selected community concerning level of education, occupation, resources, Family size and family planning, Consanguinity, M/F ratio, Culture (beliefs, behaviors, attitude)
- ❖ Collecting information on the selected settings concerning educational facilities, health facilities, geographic map and boundaries, urban/rural land

Criteria for selection of the setting:

1. Rural area.
2. Module for other Egyptian villages.
3. Available health facilities.
4. Accessible for the team.

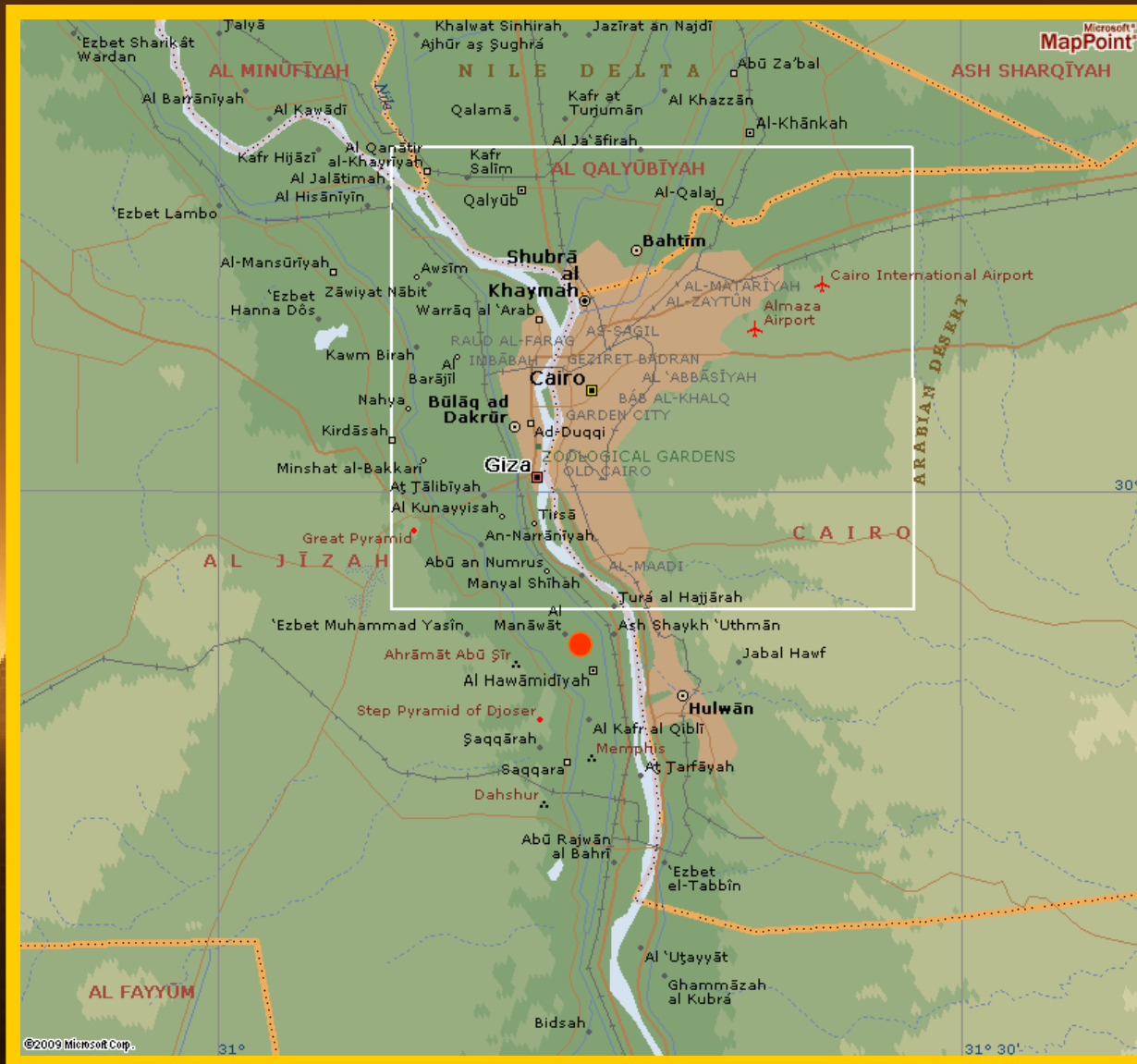


Criteria for selection of the target population:

1. All age groups represented.
2. Unprivileged community.
3. High prevalence of illiteracy.
4. High consanguinity rate.
5. Did not receive any health education in the field of genetics.



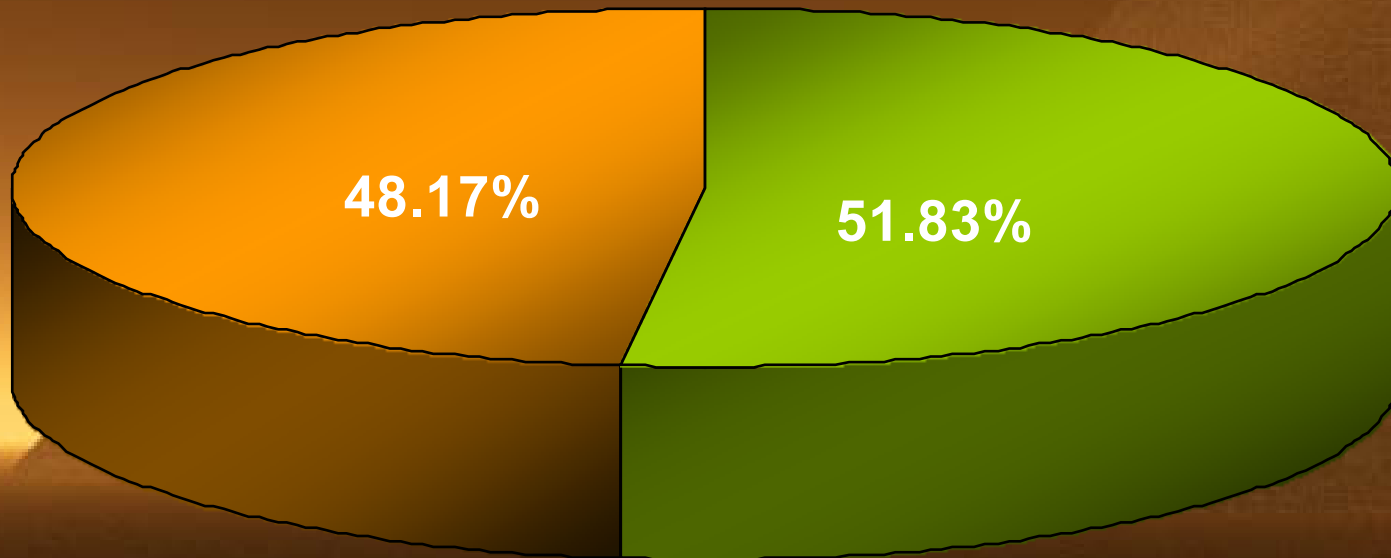
Om-Khenan on the Map



Population of Om Khenan

2008 → 22,755

Number of live births → 705



■ Male

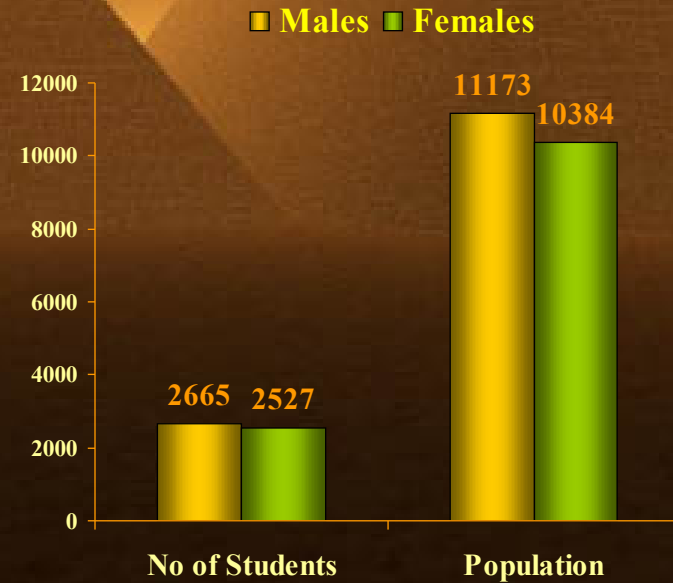
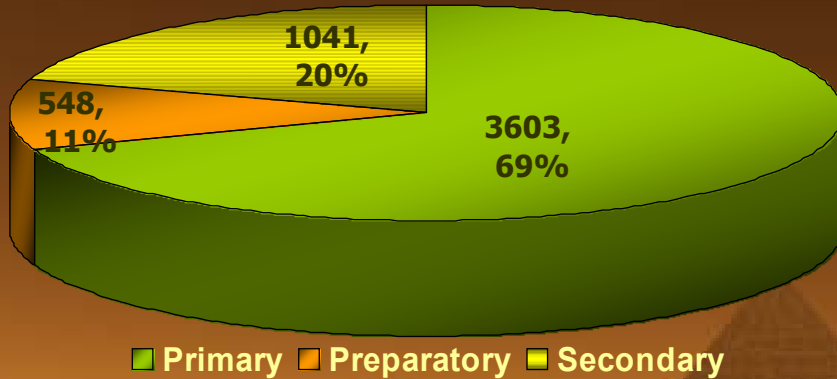
■ Female

OM Khenan Population Distribution

According to Gender and Age / 1996, 2006


Age Group	1996						2006					
	M		F		Total		M		F		Total	
	No.	%	No.	%	No.	%	No.	%	No.	%	No.	%
0 - 5	2010	49.97	2012	50.03	4022	100.0	2590	50.3	2562	49.7	5152	100.0
>5 - 20	2437	52.97	2163	47.03	4600	100.0	3156	53.02	2776	46.98	5952	100.0
>20 - 40	2428	50.65	2366	49.35	4794	100.0	3181	51.1	3044	48.9	6223	100.0
>40 - 60	1338	54.50	1117	45.50	2455	100.0	1716	54.75	1418	45.25	3134	100.0
> 60 -	434	49.94	435	50.06	869	100.0	533	50.09	531	49.91	1064	100.0
Total	8647	51.65	8093	48.35	16740	100.0	11176	51.92	1035	48.08	21525	100.0

School Education

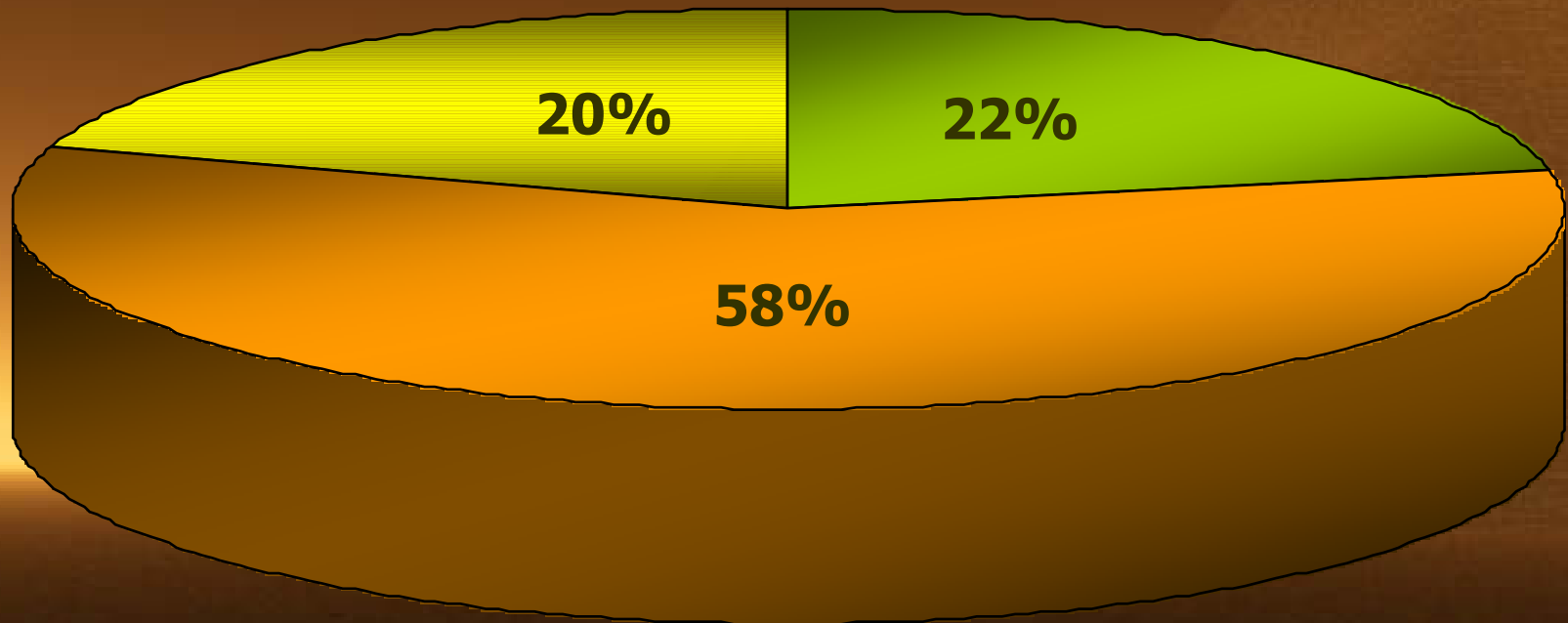


Occupations

- ❖ **Manual workers:** 45%
- ❖ **Farmers:** 40%
- ❖ **Street dwellers:** 8%
- ❖ **No occupation:** 7%
- ❖ **Females:**
 - **House wives:** 68%
 - **Farmers:** 10%
 - **Manual workers:** 22%



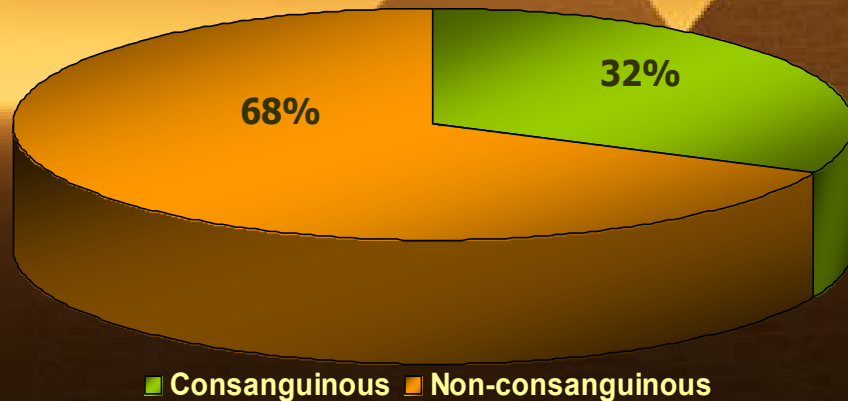
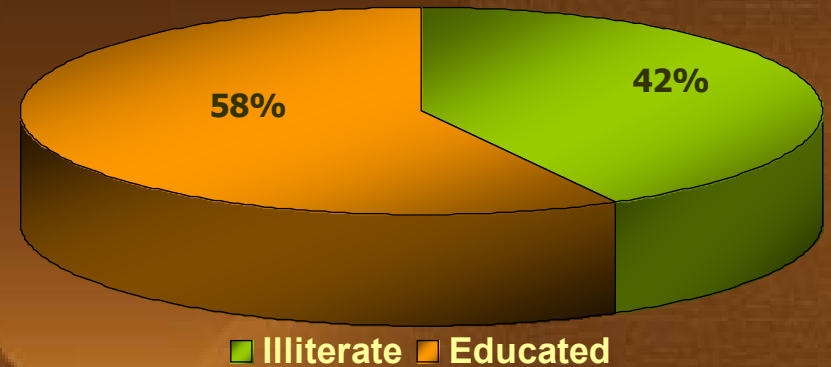
Socio-Economic Level



■ Very low ■ Low ■ Average

Rates (2007)

- ❖ Births: 23.6/1000 population
- ❖ Deaths: 4.1/1000 population
- ❖ Marriages: 25/month



- ❖ Home delivery: 19%
- ❖ Vaccination coverage: 98.9%
- ❖ Screening coverage: 99.7%
- ❖ Use of contraception: 32.4%

Educational and Health Facilities

Number of schools in the village

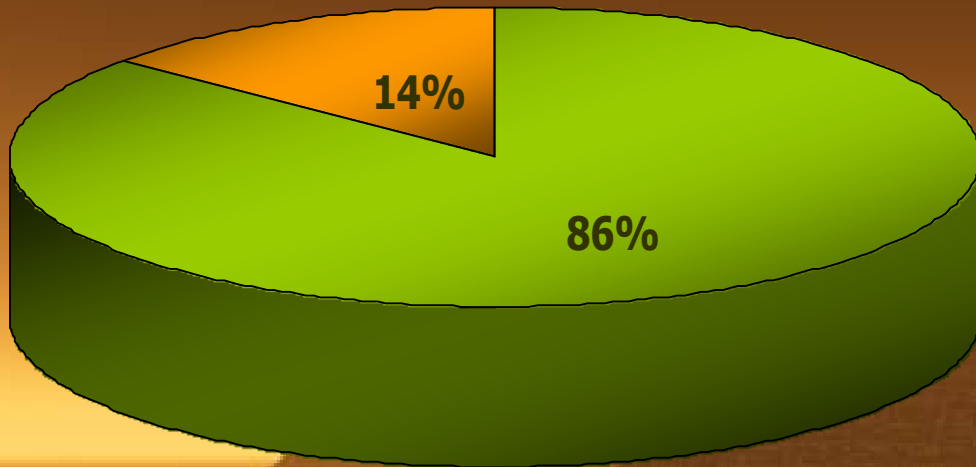
Type of School	Public	Private
1) Primary	2	1
2) Preparatory	1	1
3) Secondary	1	-
4) Azhary	-	-

❖ Health Facilities:

- Governmental: Rural health unit
- Private: 5 private clinics



Surface Area Distribution



■ Cultivated Land ■ Houses



Population Culture

❖ Religion:

- 85% Muslims
- 15% Christians

❖ Beliefs:

- God and fate
- Family is sacred
- Abortion is a sin

❖ Concept and behaviour:

- Provide what's necessary for their children education
- Save money for the marriage of their children

